










BELWOOD LAKE SAILING CLUB

Starting & Finishing Races – Single or Multiples Starts

Boats class grouping assigned by Race Committee where multiple starts.




FIRST START STEPS	FLAG	SOUND	MINUTES BEFORE START
Pre-Warning Signal	Flags which may be up before the Warning: Start Line (Orange), Life Vests (Y), Starboard or Port Roundings (Green-S/Red-P), Penalty Flags (I,L,Black)	THREE SOUNDS	Make 3 sounds 20-60 seconds before the Warning Signal for the First Start, or after a Postponement.
WARNING		CLASS FLAG UP	ONE SOUND 5 MINUTES
PREPARATORY		PREPARATORY FLAG UP (KEEP CLASS FLAG UP)	ONE SOUND 4 MINUTES
ONE MINUTE		PREPARATORY FLAG DOWN (KEEP CLASS FLAG UP)	ONE SOUND 1 MINUTE
START		CLASS FLAG DOWN	ONE SOUND 0 MINUTES
SECOND OR MORE STARTS			SECOND START WARNING STEP IS AT SAME TIME AS 1ST START
WARNING		SECOND CLASS FLAG UP (same time as 1 st class down)	ONE SOUND (Same sound as 1 st Start – don't repeat) 5 MINUTES (exactly at 0 minutes of preceding class)
PREPARATORY		PREPARATORY FLAG UP (KEEP CLASS FLAG UP)	ONE SOUND 4 MINUTES
ONE MINUTE		PREPARATORY FLAG DOWN (KEEP CLASS FLAG UP)	ONE SOUND 1 MINUTE
START		CLASS FLAG DOWN	ONE SOUND 0 MINUTES
AFTER ALL START SEQUENCES		Indicates On Station for Finish	ONE SOUND - EACH BOAT FINISHED After all boats in all starts are finished, take down blue flag and ready to begin next race.

NOTES:


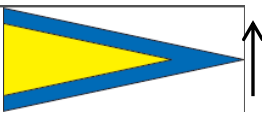
- Sound signals are not obligatory (e.g. in event of equipment failure). Times will be taken from the FLAG SIGNALS, not the sounds.
- All skippers must register with the Race Committee and identify their boat on the race sheet.
- All skippers and crews must wear PFD's at all times while racing regardless of PFD Flag or not.

Other Signals and Flags

Course Flags

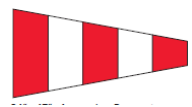
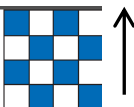
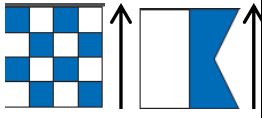



Round Marks to Port (preferred)			Flag is flown before and throughout the race. Only one of these flags can be up at a time. In an unusual situation of wind shifts/course change, this can only change between races. If none is shown, Red is assumed.
Round Marks to Starboard			
Start / Finish Line			Start/finish line is formed from the pole flying this flag (land or boat) and the starting buoy.

Participants Over the Start Line Early

	FLAG	SOUND	NOTE
Individual Recall (over the line early)	 ↑	One Sound	Attempt to hail offending boat(s) Skipper Name or Number*. All non-offenders continue normally. Lower flag when (if) all boats have started properly.
General Recall (many over the line early)	 ↑	Two Sounds	Race does not continue, all boats to return to starting area. Lower flag when boats have understood the General Recall and begin full start sequence again.

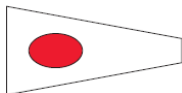

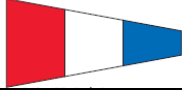




*Note: Failure to hail or failure of Skipper to hear the hail does not negate the boat being over the line early. It is the responsibility of every skipper to start properly. If a boat does not return and start properly it will be marked OCS.

Other Communication FLAGS

	FLAG	SOUND	NOTE
Postponement (AP) (for any reason, eg. marks, weather, etc)	 ↑	Two Sounds Up One Sound Down	All races not started are delayed. The next starting warning signal will occur 1 minute after lowering the AP flag.
Abandon Current Race (N)	 ↑	Three Sounds Up - One Sound Down	All races in progress are abandoned. Participants to return to the start area. The next starting warning signal will occur 1 minute after lowering the N flag.
Abandon Current Races – No more Racing (N) and (A)	 ↑	Three Sounds	All races in progress are abandoned. No more racing today (e.g. no wind, lightning, safety incident, etc.).
Come Within Hail	 ↑	One Sound Up – no sound Down	Request to participants to come within hail of Race Committee for information.
Shortened Course (Most commonly used in light/dying wind conditions)		Two Sounds (ok to repeat as needed)	When displayed from land, boats will finish on the current leg (of the leading boat) at the finish line. When displayed on a boat, boats will finish between the boat flying this flag and the closest buoy of the course.
Missing Mark		One Sound (repeat as needed)	If mark sinks/drifts/etc, this flag may be flown from a committee boat to replace a missing mark-boat becomes the mark.

Possible Class Flags

Boats Assigned this Flag

#1 Code Flag		
#2 Code Flag		
#3 Code Flag		
Yellow Flag		
Y Flyer Flag		
Laser Flag		
Sunfish Flag		
Hobie Catamaran Flag	